



2023 Highmark Senior Markets Training User Guide

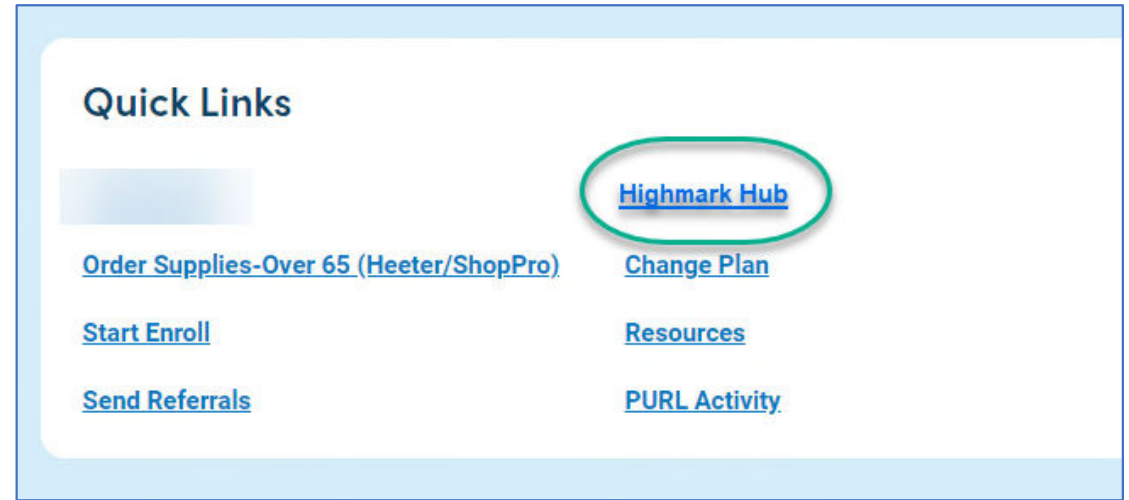
2023 Highmark Senior Markets Training User Guide

1. Sign into Agent's Highmark Senior Markets Producer Portal:

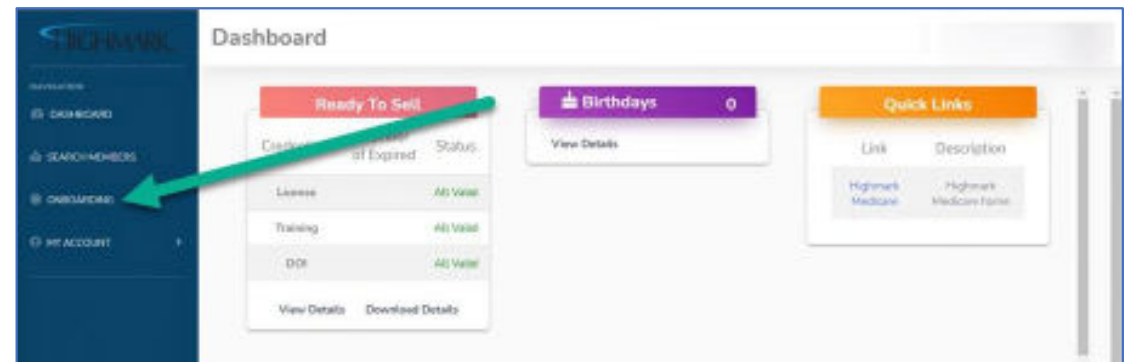
<https://producer.highmark.com/beta/login>

2023 Highmark Senior Markets Training User Guide

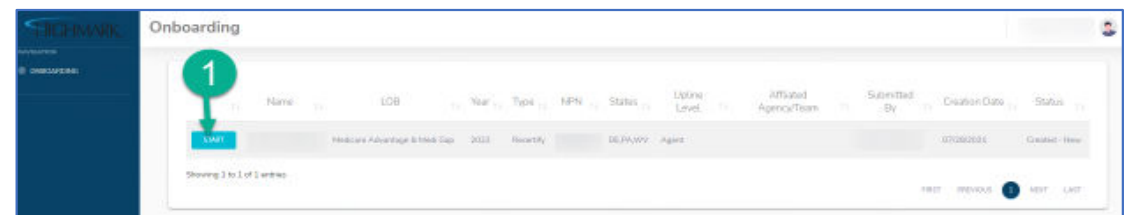
2. Under Quick Links, select **Highmark Hub**.



3. Then, on the left-hand side of the page select **Onboarding**.



4. A new screen will open. Select **START**.



2023 Highmark Senior Markets Training User Guide

Please Note: By clicking on the AHIP/NAHU Module, you will only be attesting that you have submitted your 2023 AHIP/NAHU CMS FWA training scores to Highmark (using the specific links on slide 12.)

2023 Highmark Senior Markets Training User Guide

5. Begin by taking each component.
(Please note, you will need to verify/certify that you've completed each component.)

The screenshot displays the 'Onboarding' section of the Highmark training portal. It features a sidebar with navigation links: HOME, DASHBOARD, BOOK OF BUSINESS, ONBOARDING, and MY ACCOUNT. The main content area is titled 'Onboarding' and contains a 'Training Information' section. This section lists 'Available Trainings' with columns for Training Name, Training Type, and Status. Below this, there are three tables, each with a 'Take Training' button and columns for Component Name, Started, Completed, Score, and Pass / Fail.

Training Name	Training Type	Status
2023 Highmark Medicare Training	2023 Highmark Medicare Training	Incomplete

Component Name	Started	Completed	Score	Pass / Fail
2023 Highmark Plan Specific Training				

Component Name	Started	Completed	Score	Pass / Fail
2023 Third Party Code of Business Conduct				

Component Name	Started	Completed	Score	Pass / Fail
CY2023 Medicare Advantage/Part D Risk Rule				

Component Name	Started	Completed	Score	Pass / Fail
2023 Third Party Code of Business Conduct				

Component Name	Started	Completed	Score	Pass / Fail
CY2023 Medicare Advantage/Part D Risk Rule				

Component Name	Started	Completed	Score	Pass / Fail
PRODUCER INTEGRITY TRAINING 2022				

Component Name	Started	Completed	Score	Pass / Fail
ADDITIONAL Instructions				

2023 Highmark Senior Markets Training User Guide

The 2023 Highmark Plan Specific Training Component requires an agent to pass with an 80% or higher. If an agent is unable to pass within three attempts, they will be forced to reach out to Highmark Senior Market Sales Support to be unlocked and will have to retake the training again.

All components are downloadable by selecting **Download Training Material**.

Training Component - 2022 Highmark Plan Specific Training

DOWNLOAD TRAINING MATERIAL



2023 Highmark Senior Markets Training User Guide

6. When you have completed your review of the component, you can attempt the quiz by selecting **Take Quiz**.



2023 Highmark Senior Markets Training User Guide

7. You can review the materials after you've taken the quiz by selecting **Review Training.**


Training Component - 2023 Highmark Plan Specific Training

You have completed this component of the training.

RESULTS

Total Questions	33
Correct Answers	
Your Score	
Passing Score	80.00 %
Passed	Yes

[CLOSE](#) [REVIEW TRAINING](#)



2023 Highmark Senior Markets Training User Guide

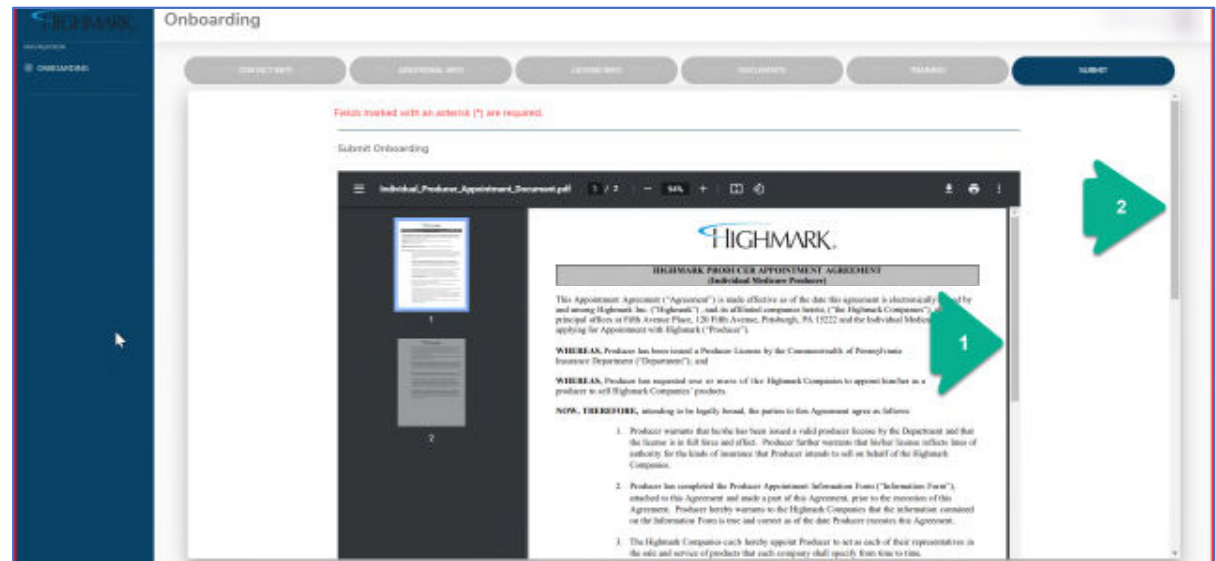
8. Once you've completed all components (all blue buttons will say "Results",) you will see a **Continue** button.



9. Next, complete the **Highmark Producer Appointment Agreement**.

10. You will need to scroll down through **both the contract and the page**.

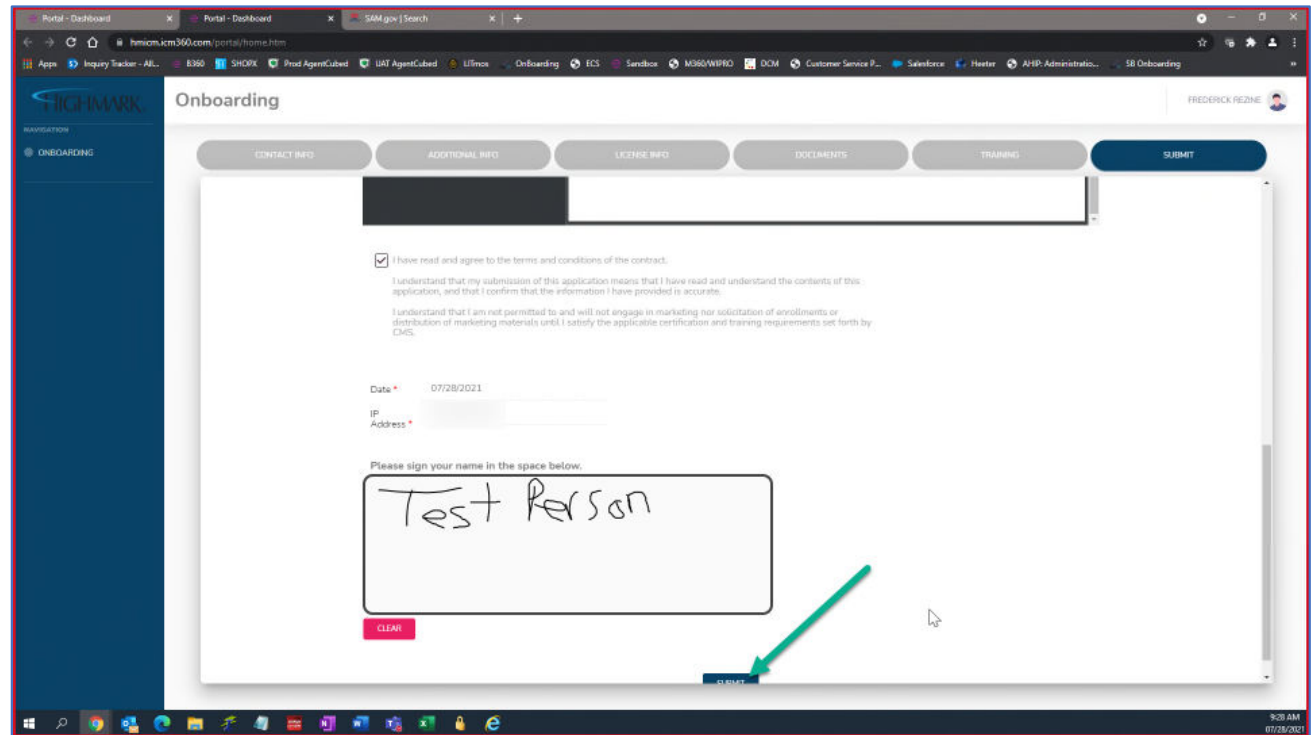
11. You will have to check that you have read and agree to the **terms and conditions** of the contract.



2023 Highmark Senior Markets Training User Guide

12. Use your mouse (by holding down the left button) and sign in the box.

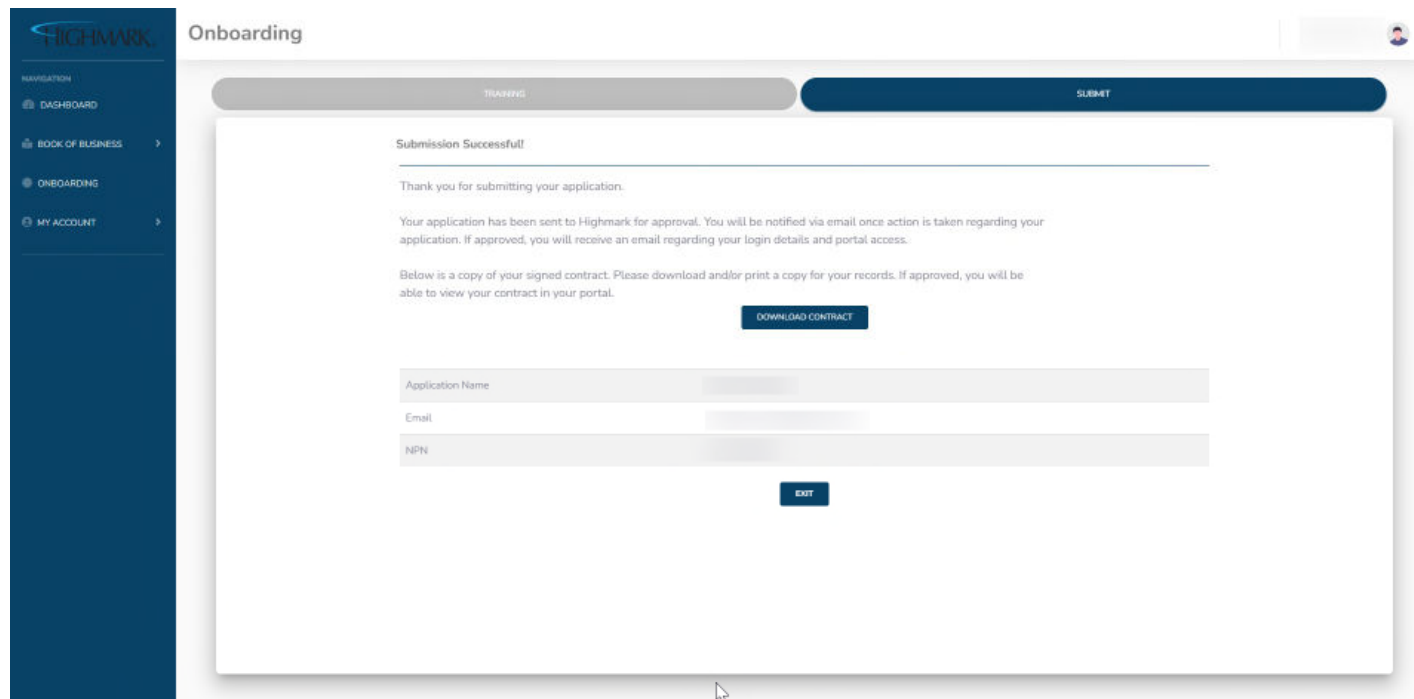
13. Click **Submit**.



The screenshot shows a web browser window with the URL hcm360.com/portal/home.htm. The page is titled "Onboarding" and features a navigation menu on the left with "ONBOARDING" selected. The main content area has tabs for "CONTACT INFO", "ADDITIONAL INFO", "LICENSE INFO", "DOCUMENTS", "TRAINING", and "SUBMIT". The "SUBMIT" tab is active, displaying a form with a checkbox for terms and conditions, a date field (07/28/2021), an IP address field, and a signature box. The signature box contains the text "Test Person". A green arrow points to the "SUBMIT" button at the bottom right of the form.

2023 Highmark Senior Markets Training User Guide

14. Once successfully submitted, you will see this screen.



2023 Highmark Senior Markets Training User Guide

15. Link to submit: [AHIP](#)

16. Link to submit: [NAHU](#)

2023 Highmark Senior Markets Training User Guide

**PLEASE ALLOW 2-3 BUSINESS DAYS FOR
YOUR AHIP/NAHU COMPLETION TO BE
CONFIRMED.**

CONTACTS

Email:

HighmarkSeniorMarkets@highmark.com

**Phone (Monday-Friday, 8am to 4pm (EST)):
1-800-652-9459, option 1 and then option 2**